

Resetting crash mode

The function is intended to reset airbag crash mode, so that fuel pump can be started again.

Now we take XC90 2006 30728579 AA (ECU Diagnostic Part Number) as an example to illustrate the operation:

Note: The highlight item in the figure indicates corresponding action.




1. step 1: XC90

SELECT MENU			
V70 XC(-00)			
V70 XC(01-)/XC70(-07)			
XC70(08-)			
V90			
XC90			
XC90 V8			
C30			
C70(06-)			
PAGE UP		PAGE DOWN	
HOME	BACK	PRINT	HELP
Start			10:17

2. step 2: select year

SELECT MENU			
VIN			
2003			
2004			
2005			
2006			
2007			
2008			
PAGE UP		PAGE DOWN	
HOME	BACK	PRINT	HELP
Start			13:54




3. step 3: select CEM

SELECT MENU			
General Service			
ECM(Engine Control Module)			
DIESEL ENG(Fuel system/Combined system)			
TCM(Transmission Control Module)			
ABS/BCM(Anti-brake System Module)			
SRS(Supplemental Restraint System Module)			
CEM(Central electrical module)			
PAGE UP		PAGE DOWN	
HOME	BACK	PRINT	HELP
Start			 10:18

4. step 4:

Select: Special Function.

If you can't find the Special Function menu, it means the function has not been developed on your vehicle. Please record the VIN (Vehicle Identification Number) and Version Information (can be read by X431 with the function: Reading off control module ID) and email to Launch (x431@cnlaunch.com). We may work out a solution on how to solve the problem.

Select function			
Reading off control module ID			
Reading off Diagnostic Trouble Codes			
Erasing Diagnostic Trouble Codes			
Parameter display			
Activating components/functions			
Special Function			
PAGE UP		PAGE DOWN	
HOME	BACK	PRINT	HELP
Start			 10:19

5. step 5:

Select: Resetting crash mode

7. step 7:

Select Ok then it will send command to ECU, and display information like this:

ACTUATION TEST		
CEM-Airbag	Airbag inflated	
PAGE UP	PAGE DOWN	PRINT
Restore		EXIT
Start		15:30

If the value is "Airbag inflated", please touch "Restore" to change the value to "Airbag not inflated", as the following figure.

ACTUATION TEST		
CEM-Airbag	Airbag not inflated	
PAGE UP	PAGE DOWN	PRINT
Restore		EXIT
Start		15:30

8. step 8:

When you want to exit this programming, please select EXIT:

