

Reset adaptation of the exhaust gas recirculation (EGR) valve

This function is intended to carry out adaptation in the engine control module (ECM).

Now we take V50 2005 30743651 AA (ECU Diagnostic Part Number) as an example to illustrate the operation:

Note: The highlight item in the figure indicates corresponding action.




1. step 1: V50

SELECT MENU			
S80 (-06)			
S80 (07-)			
S90			
V40			
V50			
V70 (-00)			
V70 (00-08)			
V70 (08-)			
PAGE UP		PAGE DOWN	
HOME	BACK	PRINT	HELP
Start			10:20

2. step 2: select year

SELECT MENU			
VIN			
2004			
2005			
2006			
2007			
2008			
PAGE UP		PAGE DOWN	
HOME	BACK	PRINT	HELP
Start			10:21




3. step 3: select DIESEL ENG

SELECT MENU			
General Service			
ECM(Engine Control Module)			
DIESEL ENG(Fuel system/Combined system)			
TCM(Transmission Control Module)			
ABS/BCH(Anti-brake System Module)			
SRS(Supplemental Restraint System Module)			
CEM(Central electrical module)			
PAGE UP		PAGE DOWN	
HOME	BACK	PRINT	HELP
Start			 10:21

4. step 4:

Select: Special Function.

If you can't find the Special Function menu, it means the function has not been developed on your vehicle. Please record the VIN (Vehicle Identification Number) and Version Information (can be read by X431 with the function: Reading off control module ID) and email to Launch (x431@cnlaunch.com). We may work out a solution on how to solve the problem.

Select function			
Reading off control module ID			
Reading off Diagnostic Trouble Codes			
Erasing Diagnostic Trouble Codes			
Parameter display			
Activating components/functions			
Special Function			
PAGE UP		PAGE DOWN	
HOME	BACK	PRINT	HELP
Start			 10:22

5. step 5:

Select: Adaptation of the exhaust gas recirculation (EGR) valve

7. step 7:

Select Ok then it will send command to ECU.

If Reset successes, it will display: Operation finished.

Otherwise it displays: Operation failed. In the case, please try again.

