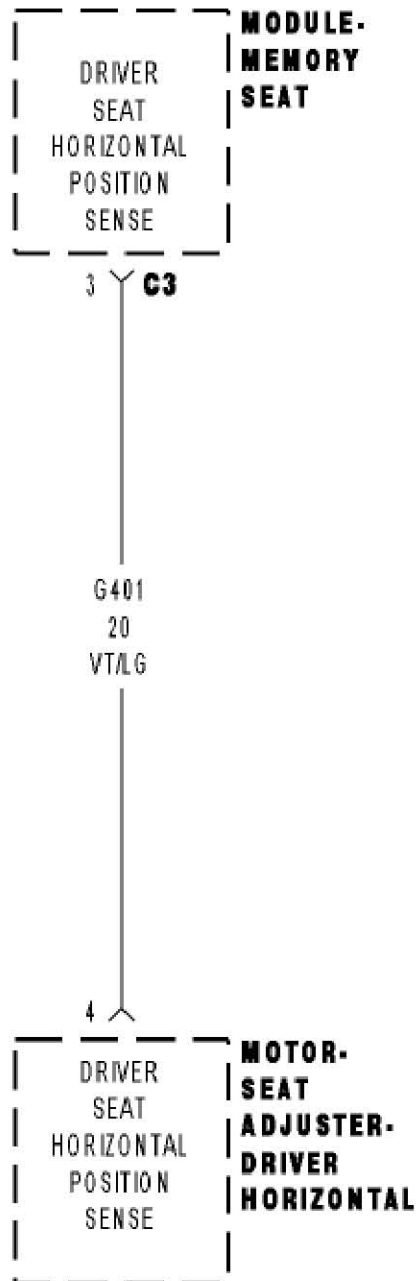
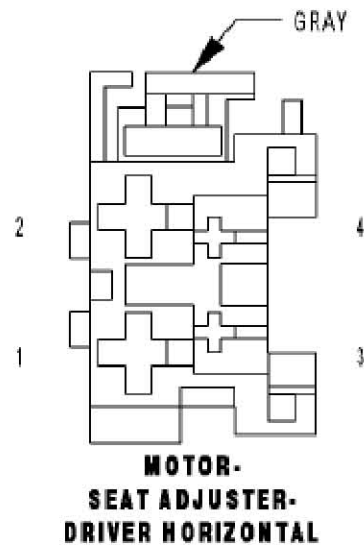
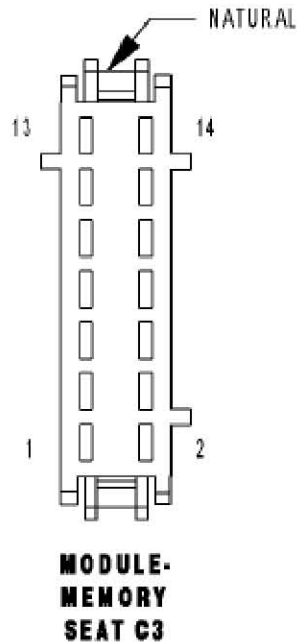


B1D6D SEAT HORIZONTAL POSITION SENSOR CIRCUIT LOW





1). When Monitored:

When the seat motor is activated (sensor supply voltage is switched on whenever motor is activated).

2). Set Condition:

If sensor voltage is not within a specified range this DTC will set. This DTC will only set when the seat switch is moved in the same direction three consecutive times.

Possible Causes
1. (G401) DRIVER SEAT HORIZONTAL POSITION SENSE CIRCUIT SHORTED TO GROUND
2. DRIVER HORIZONTAL SEAT ADJUSTER MOTOR
3. MEMORY SEAT MODULE

Diagnostic Test

1). TEST FOR INTERMITTENT CONDITION

Turn the ignition on.

With the scan tool, record and erase DTC's

Move the Seat Switch in the Horizontal position 3 times.

With the scan tool, read DTC's.

Does the scan tool display B1D6D–SEAT HORIZONTAL POSITION
SENSOR CIRCUIT LOW?

Yes >> Go To 2

No >> The conditions that caused this code to set are not present at this time.

Using the wiring diagram/schematic as a guide, inspect the wiring and
connectors.

Perform POWER SEAT SYSTEM VERIFICATION TEST - VER 1.

2). CHECK THE (G401) DRIVER SEAT HORIZONTAL POSITION SENSE VOLTAGE

Disconnect the Driver Horizontal Seat Adjuster Motor.

NOTE: Check connectors – Clean and repair as necessary.

Move the Seat Switch in the Horizontal position during the next step.

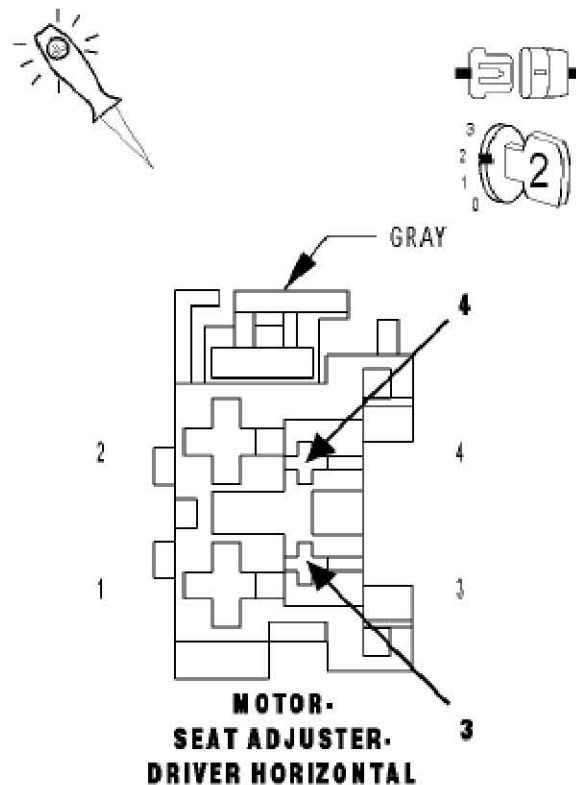
Using a 12-volt test light connect one lead to the (G401) Driver Seat
Horizontal Position Sense circuit and the other lead to Driver Seat
Horizontal Sensor Ground at the Driver Horizontal Seat Adjuster Motor
connector.

Does the test light illuminate for approximately 2 seconds
then turn off with the seat switch engaged?

Yes >> Replace the seat track horizontal motor assembly.

Perform POWER SEAT SYSTEM VERIFICATION TEST – VER 1

No >> Go To 3



3). CHECK THE (G401) DRIVER SEAT HORIZONTAL POSITION SENSE WIRE FOR A SHORT TO GROUND

Disconnect the Memory Seat Module C3 connector.

NOTE: Check connectors – Clean and repair as necessary.

Measure the resistance of the (G401) Driver Seat Horizontal Position Sense wire at the Driver Horizontal Seat Adjuster Motor connector to ground.

Is the resistance below 1000.0 ohm?

Yes >> Repair the (G401) Driver Seat Horizontal Position Sense circuit for a short to ground.

Perform POWER SEAT SYSTEM VERIFICATION TEST – VER 1 (Refer to 8 - ELECTRICAL/POWER SEATS - DIAGNOSIS AND TESTING)

No >> Replace the Memory Seat Module.

Perform POWER SEAT SYSTEM VERIFICATION TEST – VER 1 (Refer to 8 - ELECTRICAL/POWER SEATS - DIAGNOSIS AND TESTING)