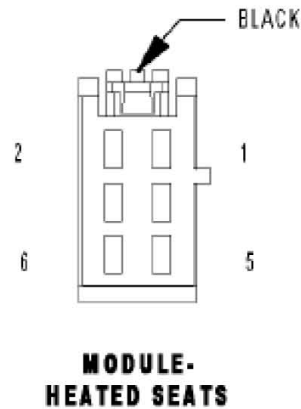
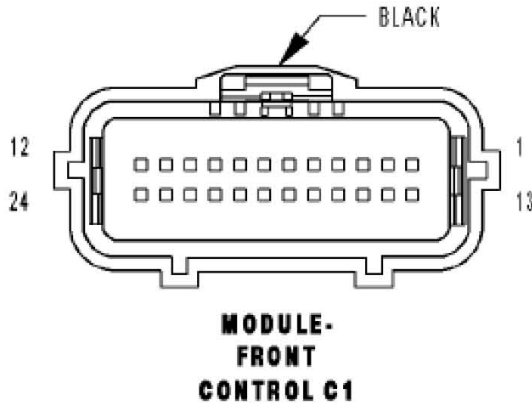


# U0019 CAN B BUS – HSM



- 1). When Monitored:  
Continuously
- 2). Set Condition:  
Whenever the Can B Bus (+) or B Bus (-) circuit is open, shorted to voltage or shorted to ground, this code will set.

## Possible Causes

1. CAN B BUS DTC's IN FRONT CONTROL MODULE
2. (D54) CAN B BUS (-) CIRCUIT OPEN
3. (D55) CAN B BUS (+) CIRCUIT OPEN
4. HEATED SEAT MODULE

## Diagnostic Test

### 1). TEST FOR INTERMITTENT CONDITION

Turn the ignition on.

With the scan tool, record and erase DTC's Cycle the ignition from on to off 3 times.

Turn the ignition on.

With the scan tool, read DTC's.

Does the scan tool display U0019 CAN B BUS CIRCUIT?

Yes >> Go To 2

No >> The conditions that caused this code to set are not present at this time. Using the wiring diagram/schematic as a guide, inspect the wiring and connectors.



## 2). CHECK FRONT CONTROL MODULE DTC's

With the scan tool, read Front Control Module DTC's

Does the scan tool display any CAN B BUS DTC's – ACTIVE?

**Yes** >> Refer to the symptom list for problems related to Communication in the ELECTRICAL.– ELECTRONIC CONTROL MODULES – ELECTRICAL DIAGNOSES section.

**No** >> Go to 3

## 3). CAN B BUS (+) CIRCUIT OPEN

Turn the ignition off.

Disconnect the Heated Seat Module connector.

Disconnect the Front Control Module C1 connector.

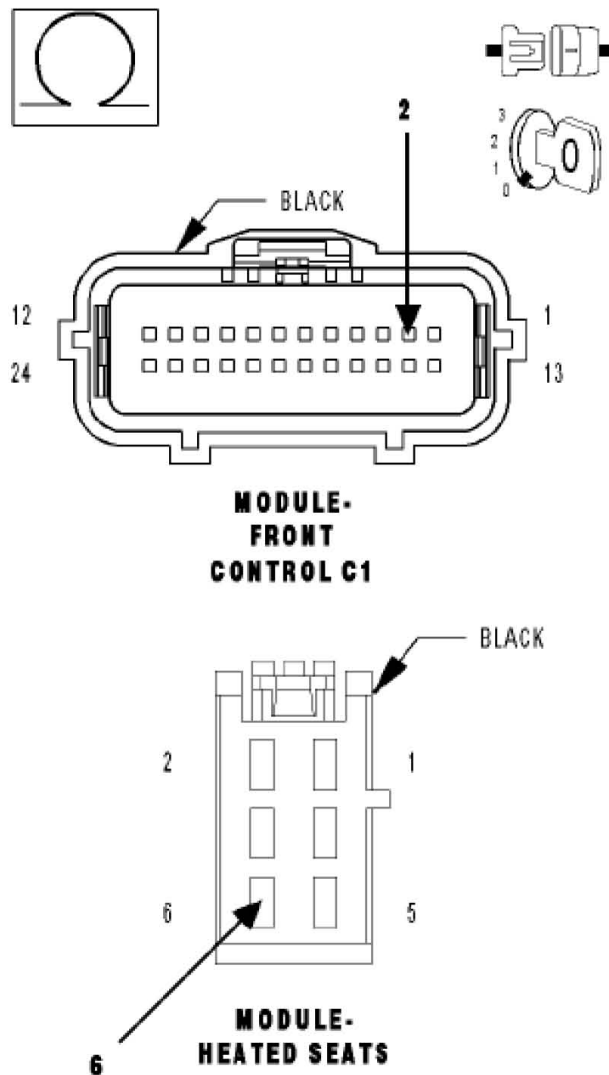
Measure the resistance of the (D55) Can B Bus (+) circuit between the Front Control Module C1 connector and the Heated Seat Module connector.

Is the resistance below 2.0 ohms?

**Yes** >> Go To 4

**No** >> Repair the Can B Bus (+) circuit for an open.

Perform BODY VERIFICATION TEST - VER 1.



#### 4). CAN B BUS (-) CIRCUIT OPEN

Measure the resistance of the (D54) Can B Bus (-) circuit between the Front Control Module C1 connector and the Heated Seat Module connector.

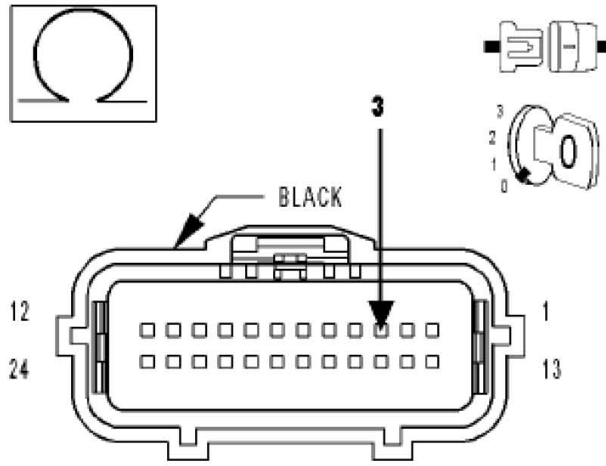
Is the resistance below 2.0 ohms?

**Yes** >> Replace the Heated Seat Module.

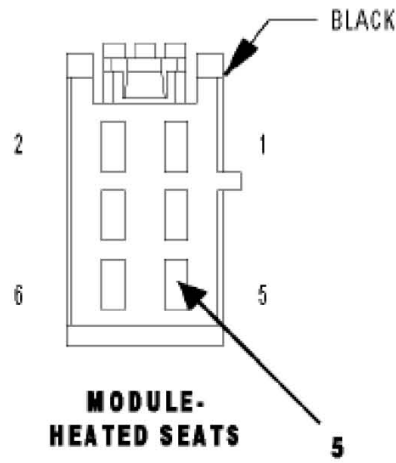
Perform BODY VERIFICATION TEST - VER 1.

**No** >> Repair the Can B Bus (-) circuit for an open.

Perform BODY VERIFICATION TEST - VER 1.



**MODULE-  
FRONT  
CONTROL C1**



**MODULE-  
HEATED SEATS**