

B210E BATTERY VOLTAGE HIGH

1). When Monitored:

Engine running, during heated seat operation.

2). Set Condition:

This code is set immediately after the Heated Seat Module receives a high charging system voltage message over the CAN B Bus or detects voltage over 15 volts on the (A33) Fused B(+) circuit.

Possible Causes
1. CHARGING SYSTEM VOLTAGE HIGH
2. (A33) FUSED B(+) CIRCUIT
3. HEATED SEAT MODULE

Diagnostic Test

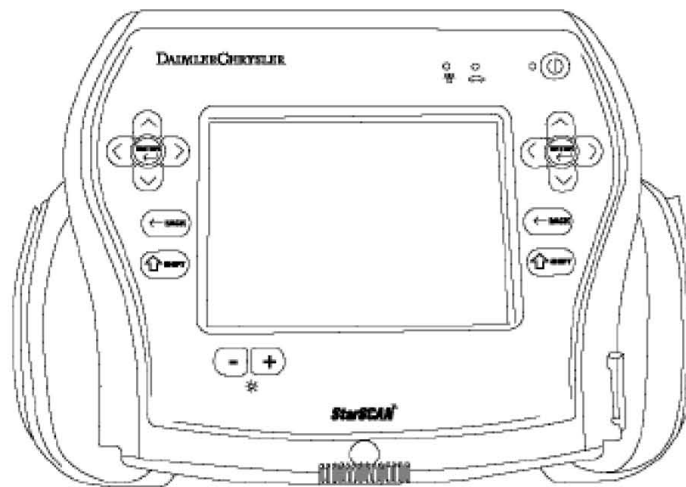
1). CHECK PCM FOR CHARGING SYSTEM DTC

With the scan tool, read Powertrain Control Module DTC's.

Are there any Charging System DTC's set in the Powertrain Control Module?

Yes >> (Refer to 8 - ELECTRICAL/CHARGING - DIAGNOSIS AND TESTING) for Charging System diagnostic procedures.

No >> Go To 2



2). VERIFY THAT DTC B210E-BATTERY VOLTAGE LOW IS ACTIVE

With the scan tool, record and erase DTC's

Turn the ignition switch to the Off position then start the engine and let run for one minute.

With the scan tool, read DTC's.

Does the DTC B210D-BATTERY VOLTAGE LOW reset?

Yes >> Go To 3

No >> The conditions that caused this code to set are not present at this time.

Using the wiring diagram/schematic as a guide, inspect the wiring and connectors.

Perform BODY VERIFICATION TEST – VER 1.

3). CHECK THE VOLTAGE ON THE (A33) FUSED B(+) CIRCUIT

Disconnect the Heated Seat Module connector.

NOTE: Check connectors - Clean and repair as necessary.

Start the engine and let idle.

Measure the voltage on the (A33) Fused B(+) circuit at the HSM connector and compare to voltage at the vehicle battery.

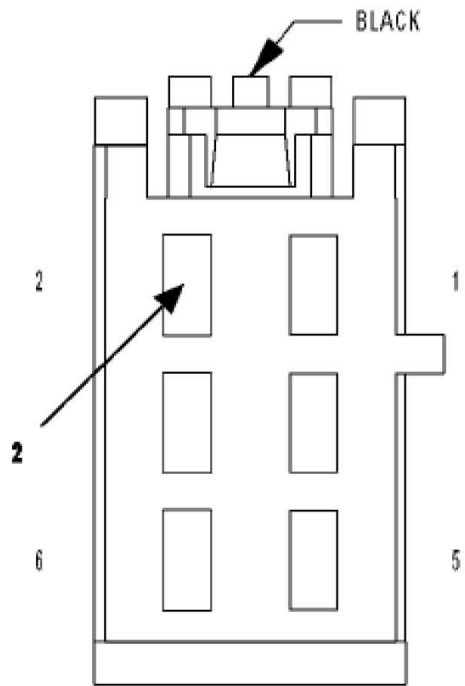
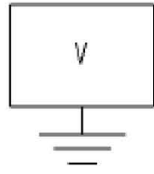
Is the voltage at the HSM connector the same as measured at the battery?

Yes >> Replace the Heated Seat Module in accordance with the service information.

Perform BODY VERIFICATION TEST – VER 1.

No >> Repair the (A33) Fused B(+) circuit as necessary.

Perform BODY VERIFICATION TEST – VER 1.



**MODULE-
HEATED SEATS**