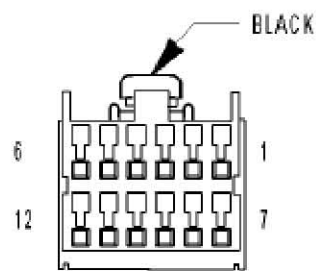
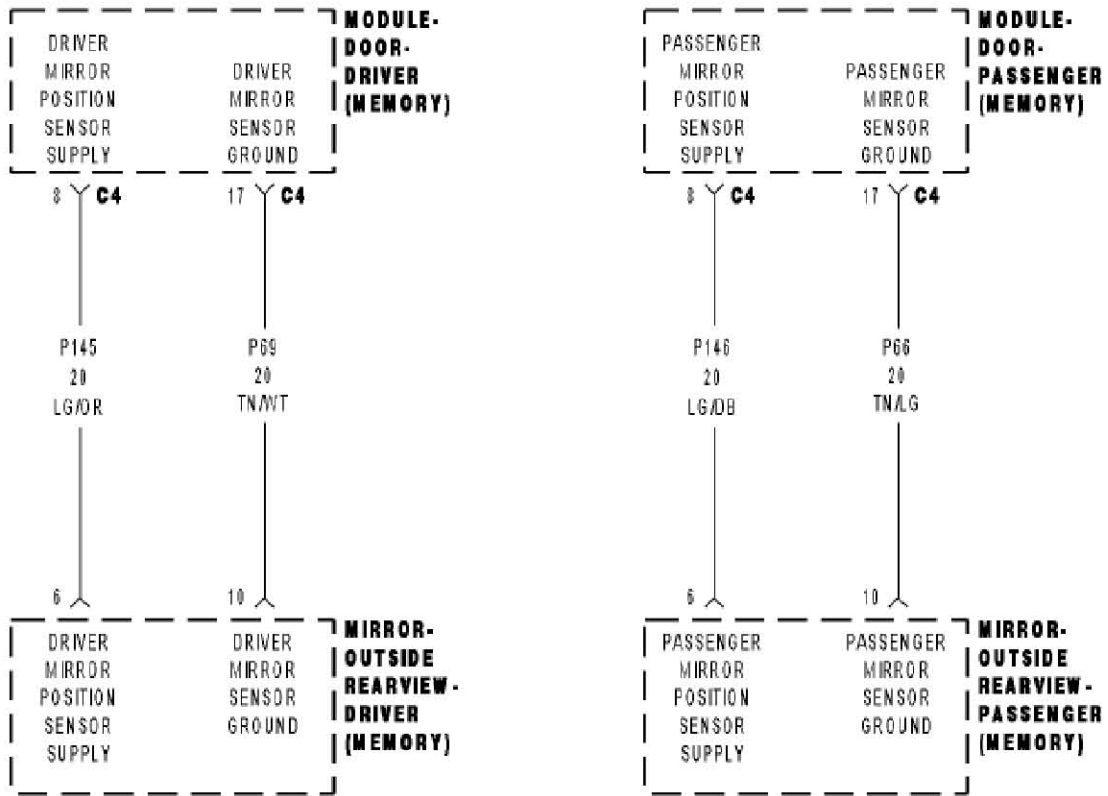
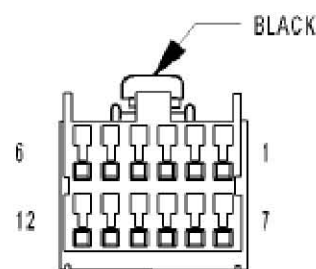


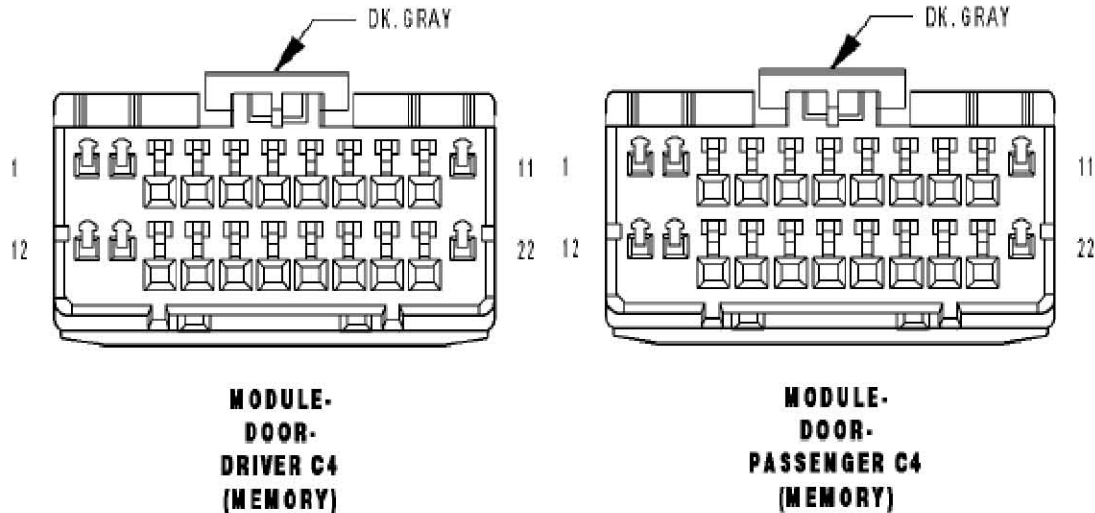
B1D0C B1D15-MIRROR VERTICAL POSITION SENSOR INPUT CIRCUIT LOW – DOOR MODULE



MIRROR-OUTSIDE REARVIEW-DRIVER (MEMORY)



MIRROR-OUTSIDE REARVIEW-PASSENGER (MEMORY)



1). When Monitored:

Continuously

2). Set Condition:

When the Driver/Passenger Door Module senses a value below the parameter of the mirror sensor on the Mirror Vertical Position Signal circuit for over 60ms., this code will set.

NOTE: This test covers both the Driver and Passenger code depending on the side the code appeared in.

Possible Causes
1. (P67) OR (P64) MIRROR VERTICAL POSITION SIGNAL CIRCUIT SHORT TO GROUND
2. (P67) OR (P64) MIRROR VERTICAL POSITION SIGNAL CIRCUIT SHORTED TO (P69) OR (P66) MIRROR SENSOR GROUND CIRCUIT
3. MIRROR SHORTED
4. DRIVER/PASSENGER DOOR MODULE

Diagnostic Test

1). TEST FOR INTERMITTENT CONDITION

Turn the ignition on.

With the scan tool, record and erase DTC's

Operate the Mirror Switch in all directions several times.

Cycle the ignition from on to off 3 times.

Turn the ignition on.

With the scan tool, read DTC's.

Does the scan tool display B1D0C or B1D15–MIRROR VERTICAL POSITION SENSOR INPUT CIRCUIT LOW?

Yes >> Go To 2

No >> The conditions that caused this code to set are not present at this time. Using the wiring diagram/schematics as a guide, inspect the wiring and connectors.

2). TEST FOR A SHORTED MIRROR

Disconnect the appropriate mirror connector.

With the scan tool, erase DTC's.

Operate the Mirror Switch in all directions several times.

Cycle the ignition from on to off 3 times.

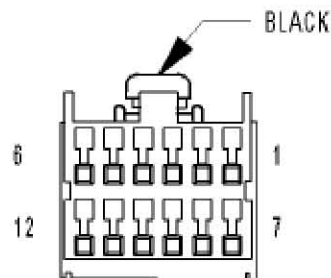
Turn the ignition on.

With the scan tool, read DTC's.

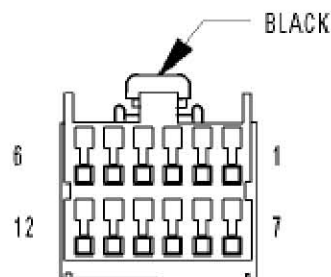
Does the scan tool display B1D0C or B1D15–MIRROR VERTICAL POSITION SENSOR INPUT CIRCUIT LOW?

No >> Replace the Mirror.

Yes >> Go to 3



**MIRROR-
OUTSIDE REARVIEW-
DRIVER
(MEMORY)**



**MIRROR-
OUTSIDE REARVIEW-
PASSENGER
(MEMORY)**

3). TEST THE (P67) OR (P64) MIRROR VERTICAL POSITION SIGNAL WIRE FOR A SHORT TO GROUND

Turn the ignition off.

Disconnect the appropriate Door Module C4 connector.

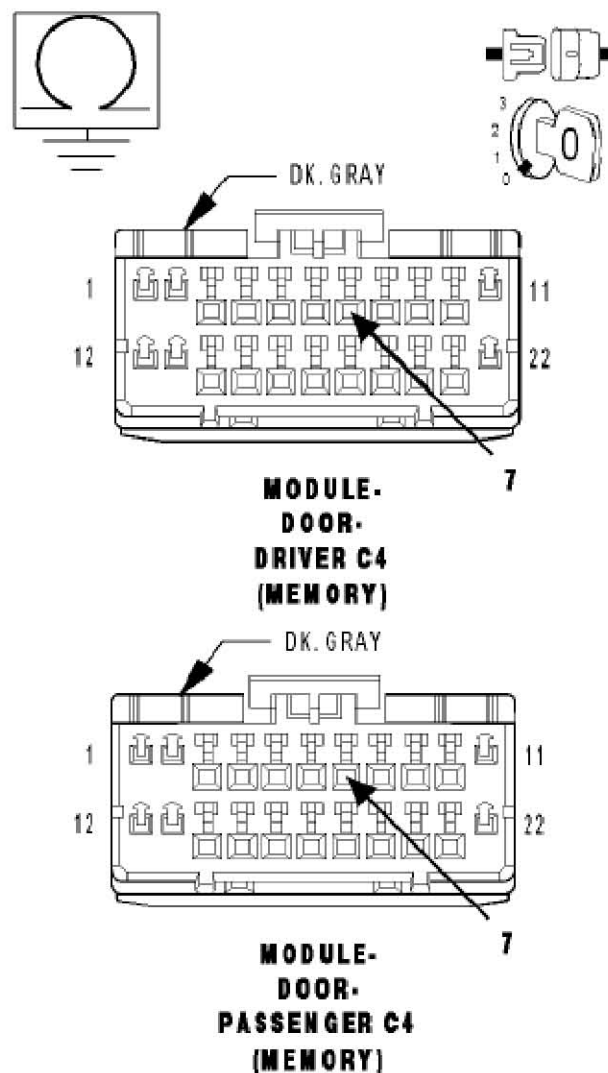
Measure the resistance between ground and the (P67) or (P64) Mirror Vertical Position Signal circuit.

Is the resistance below 5000.0 ohms?

Yes >> Repair the (P67) or (P64) Mirror Vertical Position Signal circuit for a short to ground.

Perform BODY VERIFICATION TEST - VER 1.

No >> Go to 4



- 4). TEST THE (P67) OR (P64) MIRROR VERTICAL POSITION SIGNAL CIRCUIT SHORTED TO THE (P69) OR (P66) MIRROR SENSOR GROUND CIRCUIT.
Measure the resistance between the (P67) or (P64) Mirror Vertical Position Signal circuit and the (P69) or (P66) Mirror Sensor Ground circuit.

Is the resistance below 5000.0 ohms?

Yes >> Repair the (P67) or (P64) Mirror Vertical Position Signal circuit for a short to the (P69) or (P66) Sensor Ground Circuit.
Perform BODY VERIFICATION TEST - VER 1.

No >> Replace the appropriate Door Module.
Perform BODY VERIFICATION TEST - VER 1.

