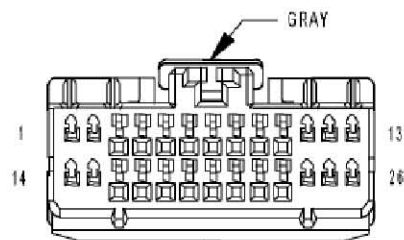
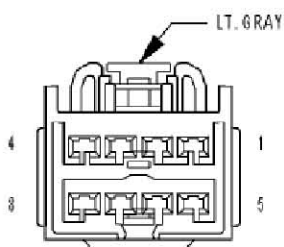
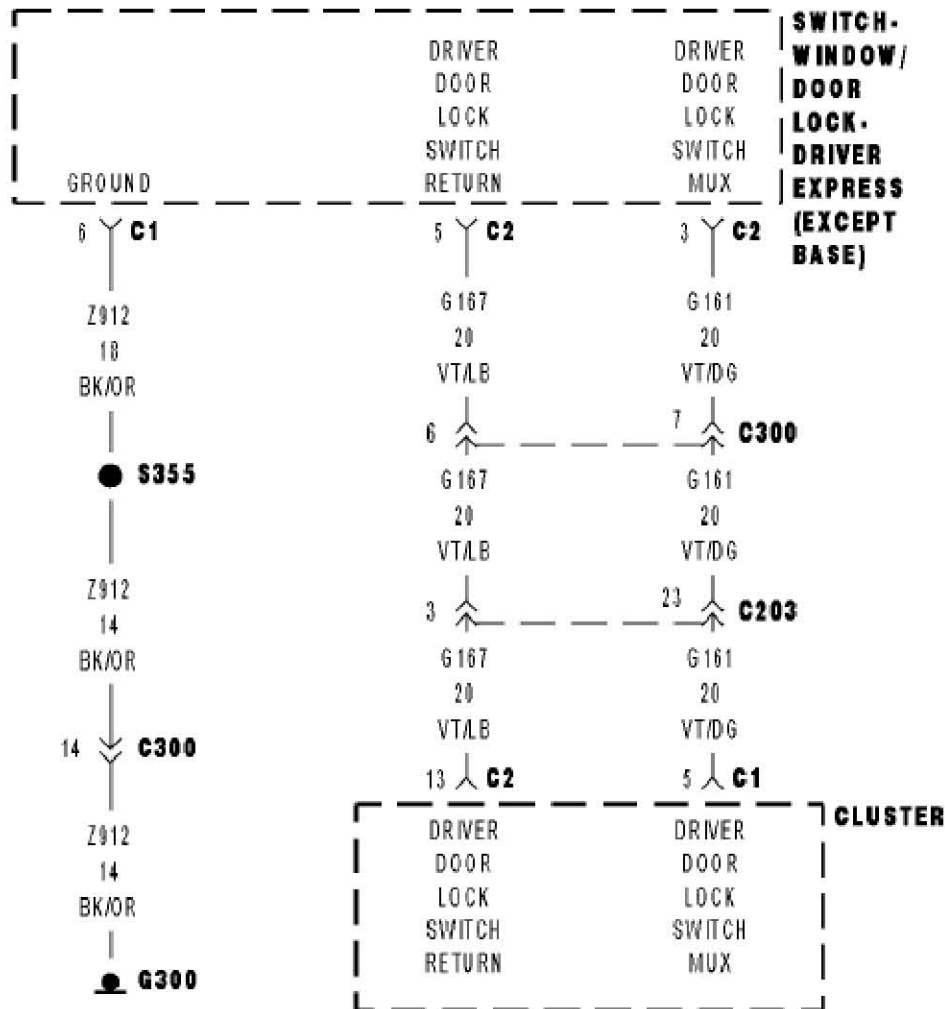
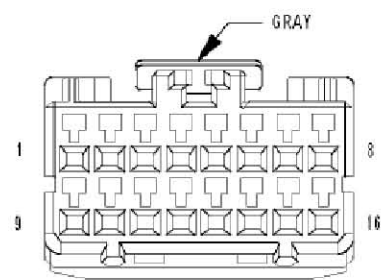
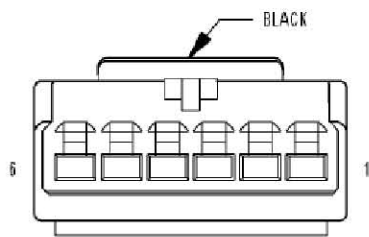


# B1806 PASSENGER DOOR LOCK/UNLOCK SWITCH CIRCUIT LOW — CLUSTER





- 1). When Monitored:  
Continuously
- 2). Set Condition:  
When the Passenger Door Lock Switch Mux circuit is below 0.15 volts for over 10 seconds.

#### Possible Causes

1. (G160) PASSENGER DOOR LOCK SWITCH MUX CIRCUIT SHORT TO GROUND
2. (G160) PASSENGER DOOR LOCK SWITCH MUX CIRCUIT SHORT TO THE (P37) PASSENGER DOOR LOCK SWITCH RETURN CIRCUIT
3. DOOR LOCK SWITCH SHORT TO GROUND
4. INSTRUMENT CLUSTER

## Diagnostic Test

### 1). TEST FOR INTERMITTENT CONDITION

With the scan tool, record and erase DTC's

Operate the Passenger Door Lock Switch in all positions several times.

Turn the ignition on and wait 30 seconds.

With the scan tool, read DTC's.

Does the scan tool display B1806-PASSENGER DOOR LOCK/UNLOCK SWITCH CIRCUIT LOW?

**Yes** >> Go To 2

**No** >> The conditions that caused this code to set are not present at this time.

Using the wiring diagram/schematic as a guide, inspect the wiring and connectors.

Perform BODY VERIFICATION TEST - VER 1.

## 2). DOOR LOCK SWITCH SHORTED

With the scan tool, erase DTC's.

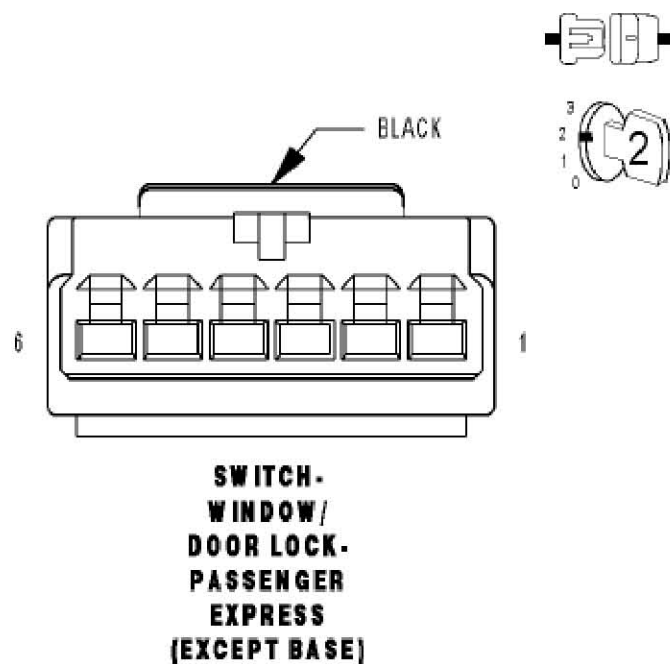
Disconnect the Passenger Express Window/Door Lock Switch connector.

With the scan tool, read DTC's.

Does the scan tool display B1806-PASSENGER DOOR LOCK/  
UNLOCK SWITCH CIRCUIT LOW?

**No** >> Replace the Passenger Express Window/Door Lock Switch.  
Perform BODY VERIFICATION TEST - VER 1.

**Yes** >> Go To 3



## 3). (G160) PASSENGER DOOR LOCK SWITCH MUX CIRCUIT SHORT TO GROUND

Turn the ignition off.

Disconnect the Cluster C1 connector.

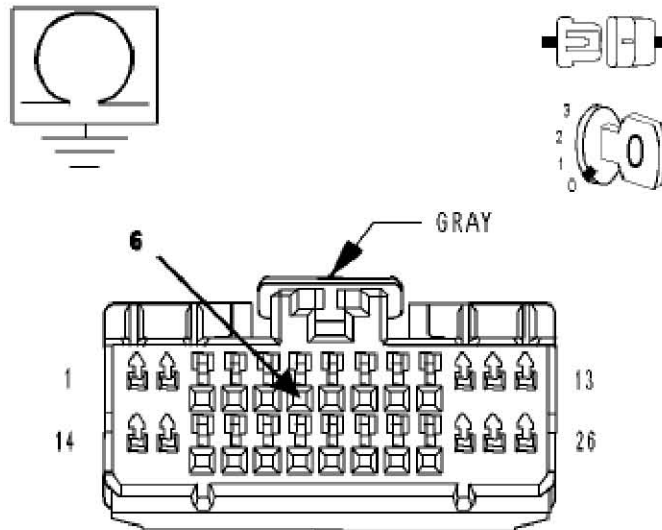
Measure the resistance between ground and the (G160) Passenger Door Lock Switch Mux circuit.

Is the resistance below 10000.0 ohms?

**Yes** >> Repair the (G160) Passenger Door Lock Switch Mux circuit  
for a short to ground.

Perform BODY VERIFICATION TEST - VER 1.

**No** >> Go To 4

**CLUSTER C1**

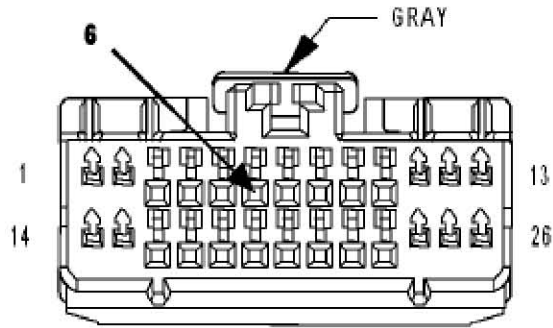
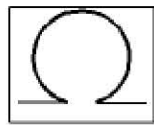
- 4). (G160) PASSENGER DOOR LOCK SWITCH MUX CIRCUIT SHORT TO (P37) PASSENGER DOOR LOCK SWITCH RETURN CIRCUIT

Disconnect the Cluster C2 connector.

Measure the resistance between the (G160) Passenger Door Lock Switch Mux circuit and the (P37) Passenger Door Lock Switch Return circuit.

Is the resistance below 10000.0 ohms?

- Yes** >> Repair the (G160) Passenger Door Lock Switch Mux circuit for a short to the (P37) Passenger Door Lock Switch Return circuit.  
Perform BODY VERIFICATION TEST - VER 1.
- No** >> Replace the Instrument Cluster.  
Perform BODY VERIFICATION TEST - VER 1.



**CLUSTER C1**

