

BMW brake warning lamp reset

On some vehicle, brake warning lamp will illuminate after brake pads wear or/and replacement. The best, easiest way to reset it is to use a scanner!

The following is the method to reset brake warning lamp on some BMW new 7 series models (E65) with Launch X-431.

Connect X431 to the car and power on, after download software and initialization finished, please select ChassisCoding and programmingMaintenance E65 SeriesCBS Reset 1, see

Fig.1, Fig.2.

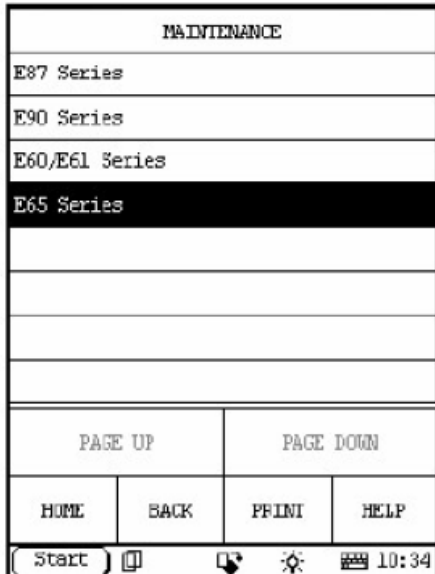


Fig.1




Fig.2

After you click CBS reset 1 as Fig.2, available functions menu display as Fig.3. Select "Front brake" or "Rear brake" according to you have replaced. If the availability present is more than 80%, warning information will be pop up as Fig.4. You can choice to reset or not. If availability is less than 80%, reset will be done automatically without any warning.

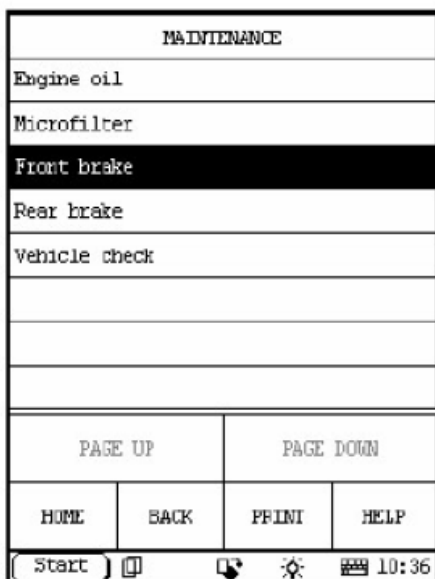


Fig.3

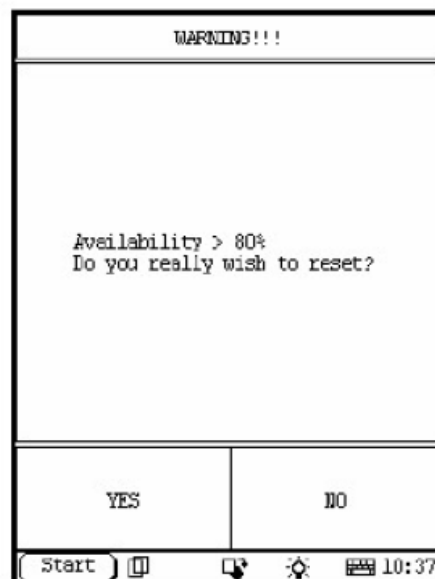


Fig.4

Note: Please troubleshooting DSC and erase all DTCs stored before performing this function.