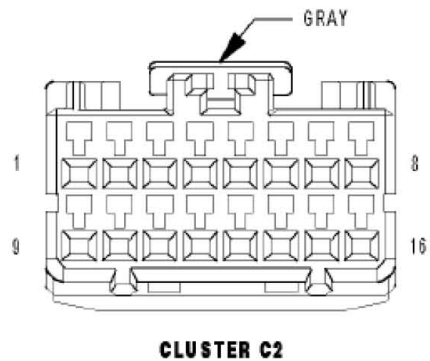
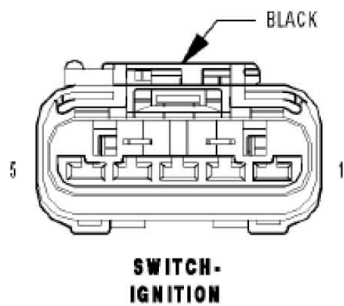
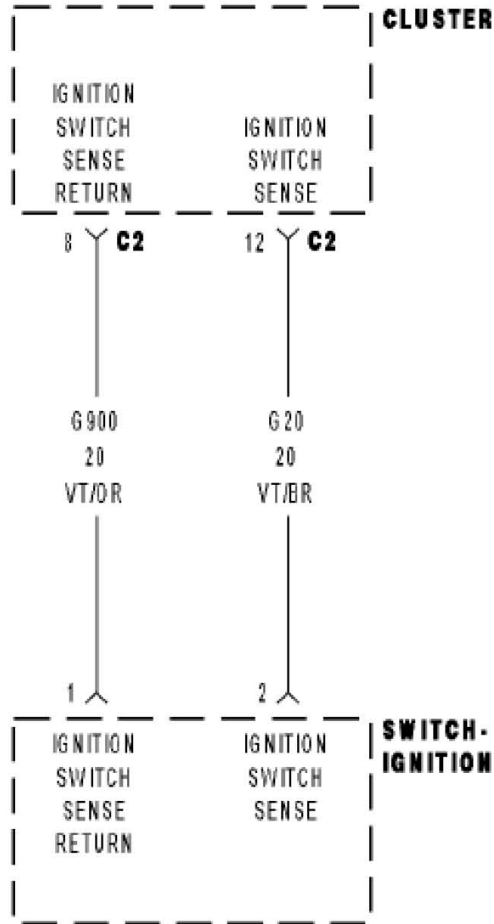


# B2108 IGNITION SWITCH SENSE INPUT CIRCUIT LOW



- 1). When Monitored:  
With the Instrument Cluster awake.
- 2). Set Condition:  
Ignition Switch Sense circuit voltage less than .3 volts.

Possible Causes
1. (G20) IGNITION SWITCH SENSE CIRCUIT FOR A SHORT TO GROUND
2. (G20) IGNITION SWITCH SENSE CIRCUIT SHORT TO (G900) IGNITION SWITCH SENSE RETURN CIRCUIT
3. IGNITION SWITCH
4. INSTRUMENT CLUSTER

## Diagnostic Test

### 1). CHECK FOR AN ACTIVE DTC

Turn the ignition on.

With the scan tool, record and erase DTCs.

Wait 30 seconds.

With the scan tool, read DTCs.

Is the DTC active?

**Yes** >> Go To 2

**No** >> The condition that caused this code to set is not present at this time.

Check for an intermittent condition by inspecting the related wiring harness for chaffed, pierced, pinched, and partially broken wires. Also inspect the related connectors for broken, bent, pushed out, spread, corroded, or contaminated terminals.

Perform BODY VERIFICATION TEST - VER 1.

### 2). CHECK OPERATION OF IGNITION SWITCH

Turn the ignition off.

Disconnect the Ignition Switch harness connector.

Connect a jumper wire between Ignition Switch harness connector cavities 3 and 5.

**NOTE:** This will provide power to the vehicle systems with the ignition switch disconnected.

With the scan tool, erase Instrument Cluster DTCs.

Wait 30 seconds.

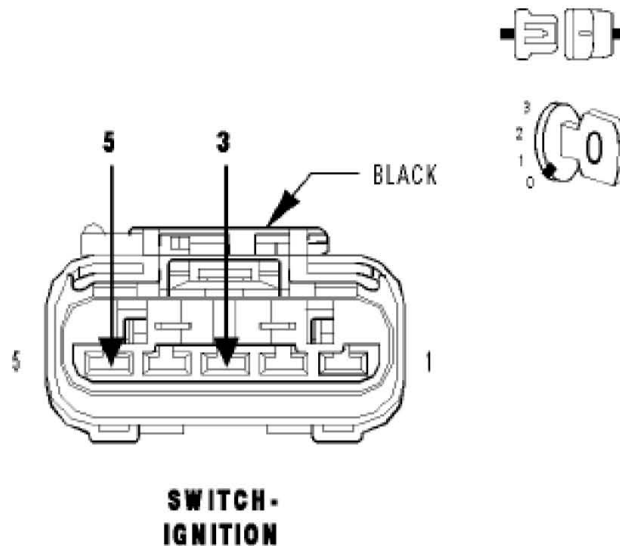
With the scan tool, read Instrument Cluster DTCs.

Does the scan tool display-B2109-IGNITION SWITCH SENSE INPUT CIRCUIT HIGH?

**Yes** >> Replace the Ignition Switch in accordance with the service information.

Perform BODY VERIFICATION TEST - VER 1.

**No** >> Go To 3



3). CHECK THE (G20) IGNITION SWITCH SENSE CIRCUIT FOR A SHORT TO THE (G900) IGNITION SWITCH SENSE RETURN CIRCUIT  
Remove the jumper wire between Ignition Switch harness connector cavities 3 and 5.

Disconnect the Instrument Cluster C2 harness connector.

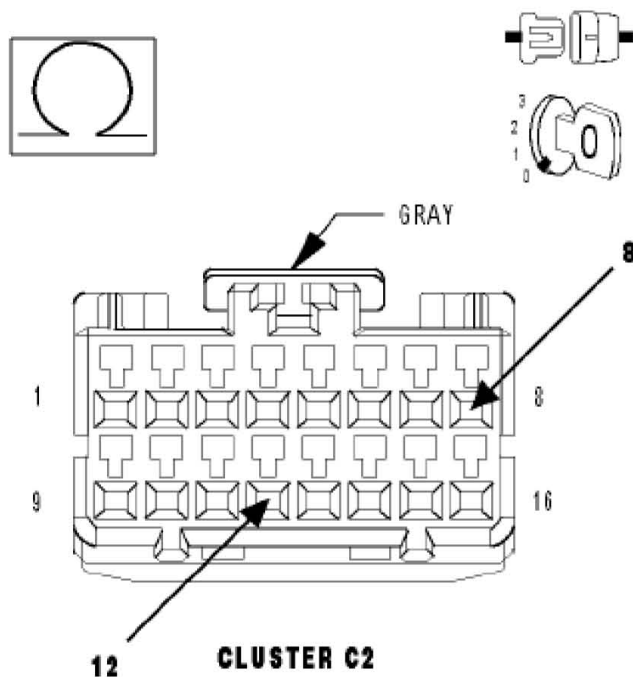
Measure the resistance between the (G20) Ignition Switch Sense Circuit and the (G900) Ignition Switch Sense Return circuit.

Is the resistance below 10K ohms?

**Yes** >> Repair the (G20) Ignition Switch Sense Circuit for a short to the (G900) Ignition Switch Sense Return circuit.

Perform BODY VERIFICATION TEST - VER 1.

**No** >> Go To 4



4). CHECK THE (G20) IGNITION SWITCH SENSE CIRCUIT FOR A SHORT TO GROUND

Measure the resistance between ground and the (G20) Ignition Switch Sense Circuit.

Is the resistance below 10K ohms?

**Yes** >> Repair the (G20) Ignition Switch Sense Circuit for a short to ground.

Perform BODY VERIFICATION TEST - VER 1.

**No** >> Replace the Instrument Cluster in accordance with the service information.

Perform BODY VERIFICATION TEST - VER 1.

